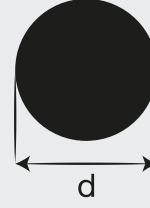
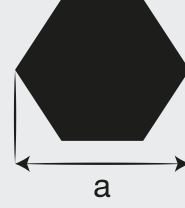


Standart Profiller

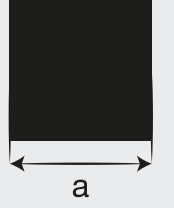
Dolu Profiller



Yuvarlak (Dolu)



Altıköşe (Dolu)



Kare (Dolu)

Profil No	d (mm)	Gramaj kg/m
1156	5	0,055
1157	5,5	0,064
1158	6	0,077
1159	6,5	0,090
1160	7	0,105
1161	7,5	0,120
1162	8	0,136
1163	8,5	0,154
1164	9	0,172
1165	10	0,213
1166	11	0,258
1167	12	0,306
1168	13	0,360
1169	14	0,417
1170	15	0,480
1171	16	0,545
1173	18	0,690
1174	19	0,768
1175	20	0,851
1176	21	0,939
1177	22	1,030
1178	24	1,226
1179	25	1,330
1180	26	1,439
1181	28	1,669
1182	30	1,916
1183	32	2,178
1184	35	2,607
1185	36	2,758
1186	40	3,405
1187	45	4,310
1083	48	4,905
1188	50	5,321
1189	55	6,438
1190	60	7,662
1191	65	8,993
1192	70	10,429
1193	75	11,972
1194	80	13,622
1195	90	17,240
1196	100	21,284
1197	110	25,754
1198	120	30,649
1199	130	35,970
1200	140	41,717
1033	150	47,890

Profil No	a (mm)	Gramaj kg/m
497	13,5	0,330
1106	14	0,460
1746	16	0,600
1107	17	0,680
1108	22	1,136
1109	26	1,587
1096	27	1,711
1110	30	2,115
1097	36	3,042

Profil No	d (mm)	Gramaj kg/m
466	6,6	0,120
1101	10	0,271
1102	15	0,610
1100	18	0,878
1202	20	1,084
1103	25	1,694
1204	30	2,439
2654	35	3,330
1104	40	4,336
1105	50	6,775
1207	60	9,756
1208	80	17,344
1209	90	21,951
1210	100	27,100
1212	120	39,025
1241	45	5,500